CWGC ENVIRONMENTAL SUSTAINABILITY REPORT 2026





DISCOVER LEARN REMEMBER

COMMONWEALTH WAR GRAVES

FOREWORD



The places in our care were created to endure. More than a century after many of them were first established, our cemeteries and memorials remain living landscapes, cared for every day by our people and shaped by the environments in which they sit. Looking after them for generations to come means thinking not only about how we care for them today, but about the world in which we will be caring for them tomorrow.

That challenge is becoming increasingly tangible. The exceptionally hot and dry conditions experienced across many of our sites during 2026 had a significant impact on our estate and on our people. Drought, heat and heightened fire risk affected landscapes and planting, while in some places colleagues adapted their working patterns to operate safely in extreme temperatures.

We must recognise that such conditions may become increasingly familiar. We do not yet fully understand what sustained changes in climate will mean for the trees and plants within our care, for the long-term resilience of our landscapes, or for the way our colleagues work. But we do know that adaptation, as well as reducing our environmental impact, will need to become an increasingly important part of how we plan for the future.

Against that backdrop, this fifth Environmental Sustainability Report demonstrates encouraging progress. In 2025/26, our combined Scope 1 and 2 greenhouse gas emissions were 20.1% below our 2022/23 baseline. We now source 54% of our purchased electricity from renewable supplies, while emissions from business travel fell by 32% during the year. Across our estate, colleagues are conserving water, supporting biodiversity, planting trees, reducing waste and finding imaginative ways to reuse materials and resources.

These achievements matter, but so does the way in which they are being delivered. Increasingly, sustainability is becoming part of how we think about our operations, rather than a separate consideration. From our new regional office in Nairobi, designed around reuse, locally sourced materials and renewable energy, to the new Brookwood 1914–1918 Memorial, where materials have been reused and biodiversity incorporated into the landscape, we are seeing environmental thinking shape better solutions from the outset.

There are challenges too. Our experience with headstone cleaning demonstrates that environmental choices can involve difficult trade-offs and sometimes unintended consequences. Sustainability is not about pursuing an ideal regardless of circumstance. It is about learning, responding to evidence and finding solutions that balance environmental responsibility with the standards of care that lie at the heart of our mission. The “Black Spot” staining affecting headstones at more than 400 sites in France and Belgium is a case in point – prompting a partial return to biocides while alternative approaches are explored.

As we look ahead, our ambition should be clear: to make environmental sustainability and climate resilience an increasingly natural part of every decision we take. That means reducing our impact where we can, adapting where we must, and continuing to learn as the world around us changes.

In doing so, we are not changing our purpose. We are strengthening our ability to fulfil it. Caring for the memory of the fallen also means caring for the places in which their memory is preserved. That is both our inheritance and our responsibility to the future.



Claire Horton CBE
Director General
Commonwealth War Graves Commission

CONTENTS

FOREWORD 2

1. ABOUT THIS REPORT 4

2. ENVIRONMENTAL PERFORMANCE AT A GLANCE 5

3. TRANSITIONING TO MORE SUSTAINABLE WAYS OF WORKING 7

4. MANAGING OUR SUSTAINABILITY TRANSITION 26

GLOSSARY

ASHP	Air source heat pump
CO_2e	Carbon dioxide equivalent – a measurement unit used to express the global warming potential of various greenhouse gases, stated in terms of the global warming potential of one unit of carbon dioxide
CWGC	Commonwealth War Graves Commission
EV	Electric vehicle
FY	Financial year
GHG	Greenhouse gases
HQ	Headquarters
kWh	Kilowatt hour (a unit of energy)
Plan	Environmental Sustainability Plan
PV	Photovoltaic



1. ABOUT THIS REPORT



This report is the fifth in our series of annual Environmental Sustainability Reports, providing regular progress updates on our sustainability transition.

In October 2022, the Commonwealth War Graves Commission (CWGC) published its first annual Environmental Sustainability Report. Within this, we stated our commitment to transitioning to more sustainable ways of working, and we introduced the three key drivers shaping our sustainability agenda: combatting climate change, protecting biodiversity and promoting a circular economy. We also set out our objectives within each of these key areas.

In this fifth report, we provide an update on our progress against these set objectives. We start by presenting activity data from the last four financial years which illustrate key trends relating to our environmental performance, together with detailed comparative data on the breakdown of our greenhouse gas (GHG) emissions (Section 2). Undertaking this comparison enables us to identify which activities are supporting a decrease in emissions and which other activities are driving up emissions. We then provide an update on how we are progressing against our near-term GHG reduction targets and our wider sustainability objectives, both in terms of our achievements and our next steps (Section 3). This update is presented under the themes of combatting climate change, protecting biodiversity and promoting a circular economy.

In the main, we have achieved or exceeded the wide-ranging objectives that we set ourselves. Although the sustainability framework and objectives are set centrally, it is the teams who operate across the diverse geographies of our estate that typically identify, trial and implement the locally grounded solutions that enable us to progressively operate more sustainably. Due to the varying climates, environments, regulations, societal norms and supporting infrastructure in the different countries where we operate, one size does not fit all, and it is the regional and local teams that are best placed to translate our objectives effectively into action.

It is exciting to witness the emergence of projects that go beyond 'taking sustainability into account' to a point where sustainability has driven and shaped the project in a far more holistic way. Of particular note is the new Nairobi office, where innovation, combined with a focus on sustainability, has delivered a beautiful and inviting workspace. The construction of the new Brookwood 1914–1918 Memorial, also featured later in this report, illustrates well the measures that can be taken to minimise resource consumption and create a naturalistic setting that promotes biodiversity and carbon sequestration.

Often, environmental sustainability initiatives deliver financial gains and vice versa. Fine examples of such initiatives include the successful virtual renewable electricity networks that have been set up between sites in Tunisia and between certain sites in Belgium. Also of note are the newly introduced restrictions on flying business class, which have significantly reduced the GHG emissions associated with our air travel, as well as reducing costs.

Measures adopted to reduce the environmental impact of our activities do not always proceed in a linear fashion and can have unforeseen consequences. As a replacement for biocides, we began introducing an enzyme-based headstone-cleaning product in 2019, and this cleaning product is now widely used across the Commission. Linked to the withdrawal of biocide use, a black staining is now affecting headstones at over 400 of our sites. This black staining is caused by well-established lichens, whose presence was masked by the use of biocides. The emergence of this black staining is now necessitating a partial return to the use of biocides while we explore and trial alternative treatment approaches that will enable us to maintain desired standards and meet stakeholder expectations.

One of our next steps is to map out our next tranche of sustainability objectives, as these will help to shape and drive our progress in the coming years.

2. ENVIRONMENTAL PERFORMANCE AT A GLANCE

ACTIVITY DATA

CWGC's environmental performance at a glance - Activity data

	FY 22/23	FY 23/24	FY 24/25	FY 25/26	Trend FY 25/26 vs FY 24/25
Energy consumption					
Electricity consumption (kWh) (incl. off-site charging of electric vehicles & machinery)	2279439	1921535	1945104	2018997	▲
Natural gas consumption (kWh)	338374	367364	404248	380821	▼
Fuel oil consumption (litres)	9302	10681	8018	208	▼
Diesel consumption by fleet vehicles (litres)	585548	542838	568354	504295	▼
Petrol consumption by fleet vehicles (litres)	33825	33850	35683	32182	▼
Diesel consumption by machinery/on-site vehicles (litres)	55062	62458	52787	52378	▼
Petrol consumption by machinery/on-site vehicles (litres)	139931	144765	144401	120065	▼
Fleet vehicles					
Distance driven (km)	5998133	5624360	6043438	5726161	▼
Number of electric vehicles	3	3	11	13	▲
% distance travelled by electric vehicles	0.27	0.54	1.62	2.20	▲
Average CO_2 emission figures for all cars in fleet (g/km)	154	153	139	144	▲
Average CO_2 emission figures for all light commercial vehicles in fleet (g/km)	219	220	228	224	▼
Average CO_2 emission figures for all heavy goods vehicles in fleet (g/km)	636	592	661	664	▲
Energy efficiency					
Energy-efficiency audits undertaken (per year)	9	46	46	58	▲
Renewables & low carbon energy					
Renewable energy installations providing non-electrical energy (e.g. solar thermal) (total)	3	5	5	6	▲
Renewable energy installations providing electrical energy (e.g. PV) (total)	2	15	16	20	▲
Low carbon heating/cooling installations (e.g. air source heat pump) (total)	1	2	2	3	▲
Renewable energy feasibility studies undertaken (per year)	8	36	32	13	▼
% of electricity consumption that was sourced from renewable energy generation (via mains supply)	-	25	47	54	▲
Carbon sequestration					
Sites reviewed to identify tree planting potential (per year)	66	76	67	84	▲
Additional trees planted (per year)	1860	298	297	1144	▲
Biodiversity					
Number of individual biodiversity enhancements made (per year)	-	632	228	151	▼
Water consumption					
Volume of water consumed (m^3)	786073	686998	621249	559382	▼
Water-efficiency audits undertaken (per year)	-	17	44	60	▲
Number of rainwater storage features (total)	14	14	22	33	▲
Total capacity of rainwater storage features in place (m^3)	308	241	500	1121	▲
Business travel distances					
Flights (km)	2838099	3176722	2998261	2757385	▼
Rail (km)	225020	277313	286080	281917	▼
Bus (km)	3925	16573	31882	22201	▼
Taxi (km)	57779	70144	82320	98999	▲
Ferry (km)	7141	9642	23906	10601	▼
Personal cars used on company business (km)	200484	199545	208488	253042	▲
Waste					
Total quantity of waste generated (tonnes)	8613	10808	10783	9490	▼
Number of sites that compost green waste on-site or at another CWGC site	796	795	796	790	▼
Number of sites that send green waste for composting by a third party	908	873	884	951	▲
Number of sites that send green waste to landfill	152	125	114	78	▼

Key

▼ ▲ Favourable trend
▼ ▲ Acceptable/neutral trend
▼ ▲ Unfavourable trend

GREENHOUSE GAS EMISSIONS

CWGC's environmental performance at a glance - Greenhouse gas emissions

		FY 22/23	FY 23/24	FY 24/25	FY 25/26	Trend FY 25/26 vs FY 24/25
	Greenhouse gas (GHG) emissions by scope					
	Scope 1 GHG emissions (tCO_2e)	2371	2222	2260	2081	▼
	Scope 2 GHG emissions (tCO_2e)	441	297	214	166	▼
	Scope 3 GHG emissions (partial) (tCO_2e)	3140	3158	2955	2585	▼
	Breakdown of GHG emissions - Scopes 1 & 2					
	Fuel consumed by all fleet vehicles (tCO_2e)	1571	1435	1503	1364	▼
1	Electricity consumption (tCO_2e) (emissions associated with non-renewable electricity)	441	297	214	165	▼
2	Composting on CWGC sites (tCO_2e)	188	196	204	202	●
	Fuel consumed by machinery & on-site vehicles (tCO_2e)	450	474	445	392	▼
	Energy consumed to heat/cool buildings or power processes (excl. electricity) (tCO_2e)	92	108	99	71	▼
	Refrigerant leakage from air-conditioning units (tCO_2e)	71	10	9	52	▲
	Breakdown of GHG emissions - Scope 3					
	Commuting (tCO_2e)	1153	1153	1153	1153	●
3	Fuel- & energy-related activities (not incl. in Scopes 1 & 2) (tCO_2e)	775	713	691	619	▼
	Business travel - flights, rail, bus, taxi, ferry, personal cars, short-term hire vehicles (tCO_2e)	771	896	860	581	▼
	Off-site waste management & wastewater treatment (tCO_2e)	359	326	204	182	▼
	Water supply (tCO_2e)	81	69	47	49	●
	Breakdown of GHG emissions - Scopes 1, 2 & 3					
	Fuel consumed by all fleet vehicles (tCO_2e)	1571	1435	1503	1364	▼
	Commuting (tCO_2e)	1153	1153	1153	1153	●
1	Fuel- & energy-related activities (not incl. in Scopes 1 & 2) (tCO_2e)	775	713	691	619	▼
2	Business travel - flights, rail, bus, taxi, ferry, personal cars, short-term hire vehicles (tCO_2e)	771	896	860	581	▼
3	Composting on CWGC sites (tCO_2e)	188	196	204	202	●
	Fuel consumed by machinery & on-site vehicles (tCO_2e)	450	474	445	392	▼
	Electricity consumption (tCO_2e)	441	297	214	165	▼
	Off-site waste management & wastewater treatment (tCO_2e)	359	326	204	182	▼
	Energy consumed to heat/cool buildings or power processes (excl. electricity) (tCO_2e)	92	108	99	71	▼
	Water supply (tCO_2e)	81	69	47	49	●
	Refrigerant leakage from air-conditioning units (tCO_2e)	71	10	9	52	▲
	Breakdown of GHG emissions from business travel					
	Flights (tCO_2e)	626	774	739	464	▼
	Short-term hire vehicles (tCO_2e)	96	67	62	48	▼
	Personal cars used on company business (tCO_2e)	29	30	31	36	▲
	Taxi (tCO_2e)	12	15	17	21	▲
	Rail (tCO_2e)	6.5	7.5	6.9	8.4	▲
	Ferry (tCO_2e)	0.8	1.1	2.1	0.9	▼
	Bus (tCO_2e)	0.4	1.6	2.0	2.2	▲

Key

▼ ▲ Favourable trend
▼ ▲ Acceptable/neutral trend
▼ ▲ Unfavourable trend

3. TRANSITIONING TO MORE SUSTAINABLE WAYS OF WORKING

In our first annual Environmental Sustainability Report in 2022, we stated our commitment to transitioning to more sustainable ways of working and we set out what our sustainability objectives were for 2025. In this section, we provide an update on the progress achieved towards our stated objectives and our next steps, taking the opportunity to highlight key achievements and the great diversity of sustainability initiatives that are taking place. The update is presented under the headings of combatting climate change, protecting biodiversity and promoting a circular economy.

COMBATTING CLIMATE CHANGE

Combatting climate change - key achievements by end of FY 25/26

Renewable electricity	Renewable energy self-generation	Emissions reductions Scope 1 & 2	Energy-efficiency audits	Electric vehicles	Carbon sequestration
+ 54%	+ 26	- 20%	x 159	x 13	x 3599
Progressively switching to renewable electricity, which now comprises 54% of supply	20 PV systems installed	Scope 1 & 2 emissions steadily reducing	Energy-efficiency audit programme established for offices & base sites	Steadily increasing the number of electric vehicles in our fleet, where feasible	293 site reviews undertaken to identify tree planting opportunities
Timetable in place for transitioning to 100% renewable electricity by FY 30/31	6 solar thermal systems installed	Aligned with the reduction rate needed to meet our near-term reduction target	159 energy-efficiency audits undertaken over last 4 years, covering 54% of all base sites	% distance travelled by electric vehicles is low but rising	3599 additional trees planted over 4 years



REDUCING GHG EMISSIONS

Establishing emission inventories & setting reduction targets

Objective: By 2025, we aimed to have established systems in place for calculating annual GHG emissions associated with our direct activities and those of our wider value chain. A near-term emission reduction target (for scope 1 and 2 emissions and for selected categories of scope 3 emissions) was to have been set and a decarbonisation pathway developed to help us achieve this target.

Progress to date:

1. We have committed to a net-zero GHG emission target by 2050 and are committed to reducing our GHG emissions in line with climate science, as part of the global effort to prevent the most dangerous consequences of climate change by limiting global warming to 1.5°C.
2. We have set two near-term science-based reduction targets[1] - the first is for our combined scope 1 and 2 emissions, and the other is for the sub-set of scope 3 emissions that are calculated from activity data (as opposed to being based on spending data).[2,3]
3. In early 2024, we formulated a decarbonisation plan to deliver emission reductions at the pace required to meet our near-term reduction targets.
4. For our scope 1 and 2 emissions, we achieved a cumulative combined decrease of 20.1% in FY 2025/26 (against our FY 2022/23 baseline), which is in line with meeting our near-term reduction target (of 29.4%) in FY 2027/28. The main driving force behind this progress is the continuing decrease in emissions associated with electricity consumption due to our progressive switch to renewable electricity contracts (now at 54% of supply).
5. For the sub-set of scope 3 emissions that are covered by our scope 3 reduction target, we achieved a cumulative decrease of 17.7% in FY 2025/26 (against our FY 2022/23 baseline). This means that our tracked scope 3 emissions have reduced to a level that meets the emission reduction target of 17.5% set for FY 2027/28. The main driving force behind the recent progress achieved has been new restrictions on travelling business class, together with the freezes on travel budgets, that have delivered a significant reduction in the emissions from flying.
6. We have now quantified the previously unquantified scope 3 emission categories and have established which categories are relatively minor or not applicable to the Commission's operations.[4]

What's next? In FY 2026/27, we will:

1. Strive to keep on track to meet both our near-term GHG reduction targets.
2. Set renewed objectives for 2030.

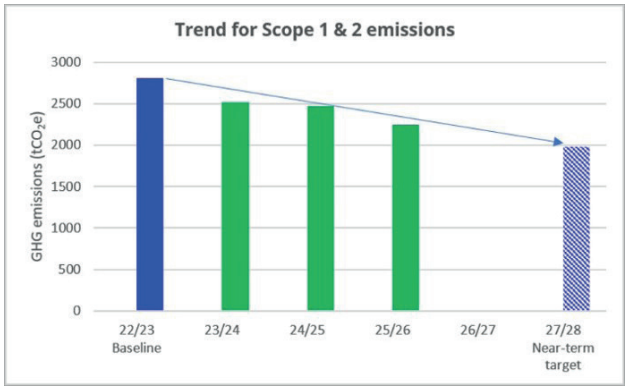

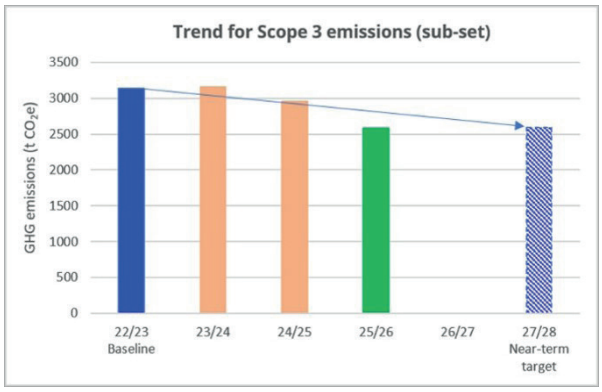

[1]In line with guidance issued by the Science Based Targets Initiative.
[2]Sub-set of scope 3 emissions covered by our scope 3 emissions target includes: category 3 (Fuel- and energy-related activities (not included in scope 1 or scope 2)); category 5 (Waste generated in operations); category 6 (Business travel); category 7 (Employee commuting) & water consumption.
[3]For an explanation of scope 1, 2 & 3 GHG emissions, please refer to Section 2 of the 2023 Environmental Sustainability Report.
[4]Scope 3 emission categories considered to be relatively minor or not applicable to the Commission's operations in FY 24/25: category 9 (Downstream transportation & distribution); category 10 (Processing of sold products); category 11 (Use of sold products); category 12 (End-of-life treatment of sold products); category 14 (Franchises).

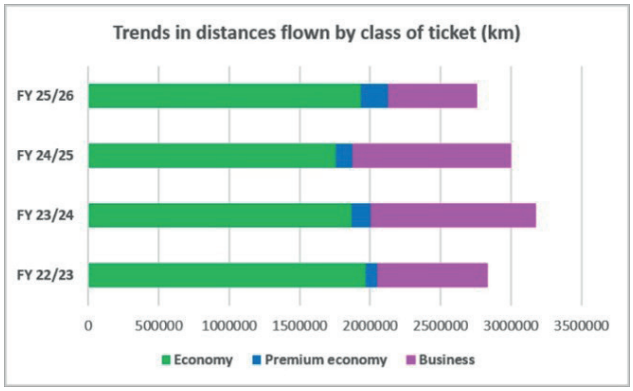

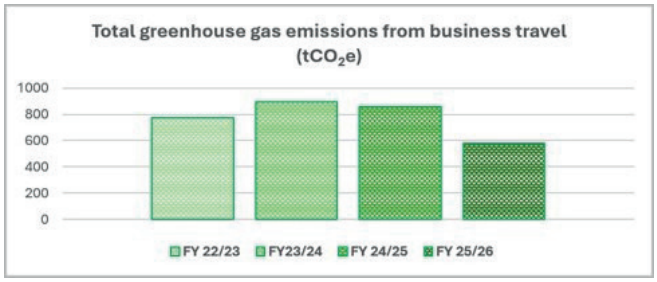

Air travel *(left) has continued to be a focus of attention in FY 2025/26, with new restrictions on travelling business class becoming embedded & with teams adapting to the freezes on their travel budgets. The combined impact of these policy & finance instruments on our air travel is evident.*

Emissions from **business travel** *overall (right) reduced by 32% in FY 2025/26.*



Expanding our successful UK 'Eyes On Hands On' volunteering scheme to Canada: *Recruiting local volunteers to tend to isolated & distant graves has enabled us to reduce the distance we need to travel across Canada, helping us to lower the environmental impact of our work.*

Decarbonising our operations

Objective: By 2025, we aimed to source at least 25% of purchased electricity from renewable electricity supplies and to have generated a timetable for transitioning to 100% renewable electricity by 2031 (where available in country). Through using electric vehicle (EV) pool cars and trialling small electric vans, we aimed to have built up experience and knowledge to help inform our future wider transition to EVs and other ultra-low emission vehicles. By 2025, our aim was to be transitioning steadily towards the use of electrically powered machinery and the findings from the energy-efficiency audits undertaken at base sites and offices would be feeding into the programme of energy-saving measures being undertaken.

Progress to date:

1. We now source 54% of purchased electricity from renewable electricity supplies and have developed a timetable for transitioning to 100% renewable electricity by 2031 (where available in country).
2. We have installed 26 renewable energy systems (20 photovoltaic (PV) systems providing renewable electricity and 6 solar thermal systems providing hot water). We have also installed air source heat pumps (ASHP) at 2 sites in Belgium, with one replacing a dated fossil-fuel-powered boiler and the other replacing inefficient electric heaters.
3. Subsequent to setting up our first virtual renewable electricity network amongst our 5 PV systems in Tunisia (which supports our self-sufficiency in electricity in this country), we have now established our second virtual network linking 4 PV systems in Belgium. Over the last 3 years, we have achieved a 34% payback on the installation costs of the first 3 PV systems in this second energy-sharing network.

4. We have steadily expanded the number of electric vehicles in our fleet to 13, together with additional on-site charging points. The percentage of distance travelled by electric vehicles remains very low but is rising. We have trialled small electric vans in France and the UK to help assess the viability of using this type of vehicle for various roles. By amending booking procedures, we are now prioritising the use of the electric pool cars at HQ and in Belgium in preference to the fossil-fuel powered pool cars. We have also introduced an EV salary sacrifice scheme within the UK to promote EV uptake amongst employees.
5. We have built our first office where sustainability has been a fundamental driver in creating the design. Details on key aspects of the design of our new Nairobi office are provided later in this section.
6. We continue to reduce the amount of machinery, tools and spare parts we ship from the UK to our operations in Africa and Asia, turning more to in-country or regional suppliers. This will lower the GHG emissions associated with our machinery supply chain.
7. We are steadily switching over to electrically powered tools and machinery, where viable and where funds allow. 56% of all powered tools and machinery are now electrically powered. Examples of electrically powered tools in use include knapsack leaf blowers, short and long-handled hedge trimmers, rotary mowers and autonomous mowers. We have also recently been trialling a portable battery re-charger unit.
8. We have reviewed the viability of using hydrotreated vegetable oil (HVO100), which is a fuel replacement for machinery and fleet vehicles that is made from 100% renewable and waste products. Its availability is currently limited, but the aim is to maximise its use where feasible.
9. We have undertaken 159 energy-efficiency audits, covering 54% of our base sites, which are highlighting potential energy-saving measures.

Creating an energy-sharing network *in Flanders, comprised of 132 PV panels over 4 sites, including the Hill 62 base site (Belgium) (right). To optimise the network's benefits, we are striving to align the charging of vehicles & machines with peak solar hours. In addition to consuming the renewable electricity at the point of generation, the energy-sharing network enables surplus electricity to be allocated to another network site. If the amount of generated electricity is in excess of the network's combined requirements, that excess is injected into the mains grid, for which we receive an injection tariff.*









(left to right) **Expanding our renewable energy generation** *with a new PV system at Madras War Cemetery (India). This system meets 80% of current site electrical demand during regular operations & is kept clean in the dusty environment using a built-in sprinkler system.* **Providing low-carbon heating & cooling** *with the installation of an air source heat pump at Lijssenthoek Military Cemetery (Belgium), replacing costly electric heaters.* **Powering the distribution of water** *from a new underground water tank using solar energy at Diego Suarez War Cemetery (Madagascar).*








In September 2026, we opened our **new regional office in Nairobi (Kenya),** *creating a modern, sustainable and adaptable base from which our teams can support our work across East Africa. A central principle of the project was to make use of locally sourced building materials to support the local economy and to reduce the environmental impact of the project.*

Repurposed shipping containers form the main elements of the building and were sourced from a supplier eight kilometres away, reducing the transport emissions associated with delivery. In addition, the reuse of these containers meant less new steel and concrete were needed and the local economy was supported.

Wherever possible, the original timber flooring within the shipping containers was retained and refurbished. The modular container layout promotes the use of natural light and ventilation and enables future adaptations to the building with minimal disruption.

The building's foundations were comprised of stone columns made from locally sourced stone. Using stone columns reduced the volume of concrete needed, lowering the foundation's embodied carbon footprint.

Within the building, around 90 per cent of the furniture was manufactured in Nairobi using locally sourced FSC-certified sustainable timber. Using locally crafted furniture should enable easier repair, extending the furniture's lifecycle.

On the outside of the building, the reuse of pallet wood as part of the cladding lowered the demand for new timber. The layered cladding will support the growth of vegetation, helping the structure to blend into the woodland surroundings. The cladding will also provide shade and temperature moderation, enhancing building comfort and energy efficiency.

The building's PV system, supported by battery storage, will provide sufficient renewable electricity for the office to operate fully off-grid – this will lower energy costs, improve energy security and reduce significantly the greenhouse gas emissions associated with the building's operation.

Innovation and a focus on sustainability have delivered a beautiful and inviting workspace.

What's next? In FY 2026/27, we will:

1. Continue to consider options for transitioning to renewable electricity supplies when energy contracts come up for renewal.
2. Continue to monitor and trial new models of electrically powered tools and machinery that become available and are viable.
3. Continue to audit our base sites and offices to identify potential energy-efficiency opportunities and increase the focus on delivering energy-saving measures.
4. Improve the energy-efficiency of our HQ building by upgrading the windows.
5. Set renewed objectives for 2030.





Making use of more electrical machinery *with hedge trimmers at (left to right) Delhi War Cemetery (India), Yokohama War Cemetery (Japan) & Bethune Town Cemetery (France)*



Saving energy with new LED panels *at the Beaurains reception & works office (France). These panels automatically adjust their light output dependent on the amount of daylight available & they switch themselves off if no motion is detected for 5 minutes.*

PROMOTING CARBON SEQUESTRATION

Objective: By 2025, we aimed to know how many specimen trees there were on our estate following the completion of the 3-year cycle of our new tree risk management process. Our aim was also to have started to collate data on tree groups and woodland areas. In addition to taking all reasonable measures to protect and nurture our existing trees, our objective was to have reviewed 150 sites to identify where missing trees could be replaced or additional trees could be planted.

Progress to date:

1. We have now succeeded in recording the number of individual specimen trees and areas of woodland at over 95% of our sites. This baseline will be used to track changes in the carbon sequestration value of our estate over the years ahead.
2. We have reviewed 293 sites to identify where missing trees can be replaced or additional trees can be planted, with due reference to the original design and the heritage significance of each site. We have an emergent tree planting and establishment programme and have established 3,599 new trees over the last 4 years, as guided by the site reviews undertaken. As well as promoting carbon sequestration, these additional trees will provide other ecosystem benefits such as enhancing biodiversity through the provision of food and shelter, improving soil health and providing extra shade.
3. We have launched our '39,000 trees for 2039' project, which formalises our commitment to significantly increase the number of established trees across our global cemeteries, memorials and surrounding landscapes. Our aim is to establish new trees in each of the 52 countries with constructed sites[5]. In addition to the establishment of carefully selected trees that complement the original architectural designs, we are also identifying areas where we can create copses and add to existing woodland.
4. We have commenced our Tree Steward Certificate training course, which has been developed to support our vision of establishing 39,000 trees by 2039. The training course materials support those who are designing, planting and providing aftercare to the many trees being planted.
5. We have also developed a Certificate in Planting Design that provides a more holistic approach to tree planting, encouraging the incorporation of design features that will improve climate resilience and enhance biodiversity, for example. The training workshops being delivered to our global horticultural teams support (a) the management of our existing trees, (b) the evaluation of sites to identify further tree planting opportunities, and (c) the selection of appropriate trees and their establishment.
6. We commissioned an independent study into the feasibility of neutralising our projected residual GHG emissions in 2050 with an increase in our estate's carbon sequestration potential, which could potentially be delivered through significant tree planting projects.

What's next? In FY 2026/27, we will:

1. Review further sites, as part of our '39,000 trees for 2039' project, to identify tree planting opportunities and expand our tree planting and establishment programme. We aim to establish over 480 trees in FY 2026/27.
2. Set renewed objectives for 2030.



Establishing new trees *as part of our* **'39,000 trees for 2039'** *project at (top to bottom, Calcutta (Bhowanipore) Cemetery (India), Kirkee War Cemetery (India), Guillemont Road Cemetery (France), Zouave Valley Cemetery (France), Coriano Ridge War Cemetery (Italy) & Cannock Chase German Military Cemetery (UK).*

[5]Constructed sites include formal cemeteries & larger plots adjacent to or inside churchyards or civil cemeteries with structural features, including memorials, grave markers, seating areas, shelter buildings, boundary walls & entrance features.

ADAPTING TO CLIMATE CHANGE

Objective: By 2025, our aim was to better understand the current and future potential impacts of climate change on our sites. The requirement for project design to consider risks presented by changing climatic conditions would be embedded within the organisation. By 2025, we would have collated 5 years of data on extreme weather events impacting on our sites and we aimed to have systems in place for logging observed changes in weather patterns. We aimed to have identified which sites were vulnerable to flooding and to be working to address this risk.

Progress to date:

1. We have introduced a climate diagnostics model that enables us to assess the potential impacts of climate change on all our sites, under different climate change scenarios and timeframes. For example, the model highlights which sites are likely to experience greater risks of drought, wildfire, heat stress, high rainfall, flooding and coastal erosion. Using this model, along with local knowledge, the risks from climate change can be taken into consideration in the prioritisation and design of new horticultural and structural projects, and in reviewing how we might make our sites and operations more resilient to the predicted changes.
2. We record extreme weather events, using our incident recording system, and the changing climatic conditions impacting on our sites. Of particular note in 2026 were the severe drought conditions and elevated temperatures experienced at many of our sites. In response to the increased risk of fire, we issued guidance on enhanced fire precaution measures to take at all sites experiencing hot and dry conditions.
3. We are adapting our working practices in response to the climatic changes emerging. For example, in response to elevated temperatures, work schedules may be reconfigured so that work in exposed areas takes place in the cooler mornings, whilst work in shaded areas takes place later in the day. Another adaptive practice has been to start work earlier, to get more accomplished during the cooler hours of the day, and to take more breaks. In certain areas, workwear has also been adapted to reduce the amount of skin exposed to sunlight, and there have been discussions and communications issued on the steps everyone can take to stay safe during periods of abnormally hot weather.
4. We are also adapting our planting designs at certain locations to incorporate plants that are more tolerant to drought and wet winter conditions, and which provide more ground cover. As now driven by the '39,000 trees for 2039' project, we are planting a significant number of trees over the coming years. As these trees mature, their canopies will provide increased protection from solar radiation and heat stress, benefiting the workforce, wildlife and the undergrowth.

What's next? In FY 2026/27, we will:

1. Work towards providing more relief from rising temperatures through the shade and cooling effect of the additional 480 trees to be established across our sites.
2. Set renewed objectives for 2030.



(Left to right) **Cyclone** *in Sri Lanka causes a landslide, building damage & flooding at Kandy War Cemetery.* **Impact of drought** *at Milsbeek War Cemetery (Netherlands) & Kohima War Cemetery (India).* **Coastal erosion** *impacting V Beach Cemetery (Turkey).*



Monsoon flooding *at Calcutta (Bhowanipore) Cemetery (India). Changing weather patterns can impact on our ability to deliver projects on schedule. In India, for example, the changing duration & intensity of the monsoon pattern over the last 3 years has made it more difficult to complete work as planned. To help adapt to these changes, we now make use of the range of monsoon forecasts issued by the Indian Meteorological Department.*









Protecting staff *from excessive sun exposure at Rawalpindi War Cemetery (Pakistan) (far left) & Chungkai War Cemetery (Thailand) (left).* **Trialling fan-equipped workwear** *at Yokohama War Cemetery (Japan) (right x 2) - air is drawn into the clothing & is circulated across the surface of the body, helping to keep workers cool & more comfortable in the heat.*

PROTECTING BIODIVERSITY

Protecting biodiversity - key achievements by end of FY 25/26

Variable grass management zones	Bird nesting & bat boxes	Bee/insect hotels	Wildflower zones & bulb/nectar rich lawns	Deadwood piles/hedges/ pyramids	Reducing usage of pesticides, herbicides & biocides
+ 131418 m^2	x 439	x 171	+ 161952 m^2	x 102	- 97%
Grass allowed to grow longer in carefully selected zones at 136 sites	Installation of 439 bird nesting boxes & 39 bat boxes	Installation of 171 bee/insect hotels, aiming to provide a suitable egg-laying environment	Introduction of wildflower zones & bulb/nectar rich lawns at 153 sites	Introduction of 102 deadwood features in the form of piles, hedges & log pyramids	Striving to reduce usage of herbicides, pesticides & biocides
Amounting to 131418 m^2 under variable grass management	At certain sites, aiming to attract specific bird species to assist with the control of less desirable species	Trialling the efficacy of various types, many designed & crafted in-house	Amounting to 161952 m^2 of biodiversity enhancements	Providing a place for nesting & hibernation, & providing a food supply for a variety of wildlife	Achieved a 97% reduction (by volume) in the use of these chemicals in FY 25/26 against a 2019 baseline

ACTIVELY ENHANCING BIODIVERSITY

Objective: : By 2025, our aim was to have gained valuable experience on how best to enhance biodiversity on our sites, both through a well-embedded concept of biodiversity net gain for projects (whereby we take the opportunity whilst undertaking projects on sites to improve their biodiversity potential) and through the implementation of further biodiversity-enhancing measures at over 100 sites. By 2025, working to improve biodiversity would be an accepted part of our responsibilities.

Progress to date:

1. We have generated guidance, criteria and targets for the active enhancement of biodiversity on our estate.
2. The drive to enhance the biodiversity potential of our estate continues to be embraced by many of our staff and our progress continues, with over 1000 individual biodiversity enhancements being recorded by the end of FY 2025/26 (as exemplified in the key achievements diagram and the photos in this section). The rate of creation of additional biodiversity enhancements was lower in FY 2025/26 than in previous years, suggesting that the more obvious or doable biodiversity enhancements may now have been delivered.
3. Working to improve and protect biodiversity is now an accepted part of our responsibilities.

What's next? In FY 2026/27, we will:

1. Continue to introduce further biodiversity-enhancing measures across our sites.
2. Set renewed objectives for 2030.



Bulbs galore *at (left to right) Spoilbank Cemetery (Belgium), Zantvoorde British Cemetery (Belgium), Bedford House Cemetery (Belgium) & Wath-upon-Dearne Cemetery (UK)*



Putting dead wood to good use, *providing refuge for small mammals, insects & other wildlife, at (left to right) Yokohama War Cemetery (Japan), Loos British Cemetery (France) & Bayeux Memorial (France)*











Appreciating & protecting wildlife
across our sites



















(Left to right) **Bird nesting boxes** *at Loos British Cemetery (France), Zouave Valley Cemetery (France) & Bedford House Cemetery (Belgium).* **Water station & bird feeder** *at Rawalpindi War Cemetery (Pakistan).* **Beehives** *at Etaples Military Cemetery (France).*











Creating zones of wildflowers *enhances biodiversity by supporting native plant species & by providing food, shelter & breeding habitats for pollinators & other wildlife: (left to right, top to bottom) Vermelles British Cemetery (France), Triangle Cemetery (France), Prospect Hill Cemetery (France), Anzio War Cemetery (Italy), Southend-on-Sea (Sutton Road) Cemetery (UK), Cassino War Cemetery (Italy), Bolsena War Cemetery (Italy), Cremona Town Cemetery (Italy) & Milan War Cemetery (Italy).*



Variable grass management *at Bolsena War Cemetery (Italy) (left) & Bretteville-Sur-Laize Canadian War Cemetery (France). Over time, no-mow areas can develop into species-rich grassland or wildflower habitats.*





Adapting to local growing conditions *at Boston Cemetery (UK). As the plants mature, they will help link the war graves plot more closely with the wooded surroundings of the wider cemetery.*

REDUCING IMPACTS ON BIODIVERSITY

Objective: By 2025, our aim was to have reduced our usage of pesticides, herbicides and biocides to minimal levels, as driven by a move to more Integrated Pest and Weed Management approaches and legislative changes across Europe.

Progress to date:

1. In FY 2024/25, we achieved a 98.6% reduction (by volume) in the use of herbicides, pesticides and biocides against our 2019 baseline. This represented a significant positive change. In FY 2025/26, this reduction dropped slightly to 97%, reflecting the start of a partial return to the use of biocides in a proportion of our sites in Europe to help address the emergence of black staining on our headstones and stonework, as explained further below.
2. As a replacement for biocides, we began introducing an enzyme-based headstone-cleaning product in Belgium and the Netherlands in 2019, and this cleaning product is now widely used across the Commission. Linked to the withdrawal of biocide use, a black staining is now affecting headstones at over 400 of our sites in France and Belgium, to varying extents. This black staining is caused by well-established lichens, whose presence was masked by the use of biocides. Where sites fail our standards, and enzymes are not able to remove the staining, we are using high-temperature, low-pressure steam cleaners and, where particularly badly affected with black staining, we are using biocides (where available) to improve the condition of the stone to a point that will enable the effective use of enzyme-based products going forward.
3. Although not attainable currently, our medium-term objective is to maintain desired standards and meet stakeholder expectations without resorting to the use of biocides. We are, therefore, continuing to test and research new treatment options. For example, a limewash treatment on affected headstones is actively being trialled in both Belgium and the United Kingdom, and the use of essential oils, while initially unsuccessful, is being reviewed based on recent information from a similar organisation. The use of lasers and high-temperature steam treatment have proven to be impractical or ineffective.
4. We have been highly successful in transitioning from synthetic fertilisers to more natural and plant-based fertilisers, which will help in our efforts to improve degraded soils. Synthetic fertilisers now represent only a very small proportion of our overall fertiliser use.
5. We are steadily gaining experience in harnessing non-chemical approaches to control pests and weeds, maintaining high standards of care whilst being environmentally more responsible. We continue to look out for and trial new approaches to Integrated Pest and Weed Management.

What's next? In FY 2026/27, we will:

1. Continue to conduct trials on further alternative stone-cleaning products that have reduced environmental impact.
2. Set renewed objectives for 2030.



Avoiding night-time use of robotic lawnmowers, *shown here at Runnymede Memorial (UK): After becoming aware of the potential risks to hedgehogs & other small nocturnal animals from operating robotic mowers at night-time, we now restrict operation to daylight hours.*

PROMOTING A CIRCULAR ECONOMY

Promoting a circular economy - key achievements by end of FY 25/26

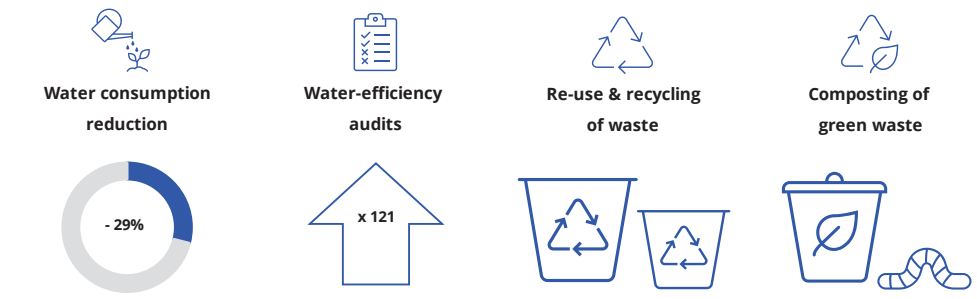

29% reduction in water consumption achieved between FY 22/23 & FY 25/26	Water-efficiency audit programme established for offices & base sites	Arrangements for the segregation, re-use & recycling of waste continue to improve	On-site composting capability improved at a number of sites
Reduction mainly driven by water-efficiency targets tailored to each irrigation system	121 water-efficiency audits undertaken over last 3 years	Proportion of biodegradable waste that is being landfilled has decreased	Vermi-composting process & innovative mobile composting unit extended to further sites

REDUCING RESOURCE CONSUMPTION

Objective: By 2025, our aim was to be working to adhere to water-efficiency targets tailored to each irrigation system. In addition to annually monitoring water consumption, we would be 3 years into our 5-year programme of water-efficiency audits for base sites that would be informing measures to save on water consumption. In addition to water, we aimed to be reporting on the consumption of other key resources and to be engaging with our supply chain to promote improvements aligned with the principles of a circular economy. Our aim was to have derived and introduced procurement criteria for products and services that are aligned with our sustainability principles.

Progress to date:

1. We have developed and have been working towards water-efficiency targets tailored to each irrigation system since FY 2023/24. These targets have been instrumental in helping us to reduce water consumption by 29% since FY 2022/23.
2. We have categorised all irrigated sites in terms of the potential that exists for reducing or removing irrigation requirements through landscape changes. 12 sites have been selected as potential pioneer sites, where we will explore the extent to which water consumption can be reduced whilst still meeting internal and external stakeholder expectations for standards of care.
3. We have redesigned the first major pioneer site in Tunisia at Medjez-el-Bab War Cemetery, with the aim of obtaining labour efficiencies and a more climate-resilient layout, focusing on water efficiency, biodiversity and increased tree coverage.
4. We continue to roll out a smart software system that enables us to better optimise and monitor the water consumed by our irrigation systems. By the end of FY 2025/26, this system had been installed at 51 sites (up from 44 in FY 2024/25) in Greece, Israel, Egypt, Italy and Tunisia.
5. We have undertaken a successful technological pilot programme in Italy to monitor soil moisture, salinity and temperature, in order to help inform the need for irrigation. These environmental sensors are now part of the baseline specification for any new or replacement irrigation system.

6. We have commenced our 10-year programme of irrigation system replacements, starting in Tunisia and Italy. This replacement programme will deliver water-efficiencies through (a) improving the alignment between water application rates and soil infiltration rates, thus lowering losses from evaporation, (b) reducing the site areas that are irrigated and enabling the irrigation of certain site sections to be paused, if required, and (c) reviewing the plant and tree species to ensure the overall watering requirements are minimised. Energy-efficiencies will also be delivered by reducing the volume of water that needs to be pumped and by using variable speed pumps, for example.
7. We have developed an in-house training course for those who manage or operate irrigation systems, to improve levels of understanding and competence. This course was piloted in Greece and has since been rolled out to Egypt, where 20 gardeners took part in a 3-day workshop. The course extends beyond key maintenance techniques to cover foundational topics such as the ethical use of water and reducing water demands through sustainable horticulture.
8. We are 3 years into a programme of water-efficiency audits for our buildings. We are also 3 years into our 5-year cycle of irrigation system surveys, assessing the condition of our systems, with 64 surveys undertaken by the end of FY 2025/26.
9. We have increased the number of rainwater harvesting systems, most recently at St. Manvieu War Cemetery and Bretteville-sur-Laize Canadian War Cemetery in France, and at sites in Messines and Ieper in Belgium.
10. We have introduced a set of Sustainable Procurement Guidelines, aligned with our sustainability principles. These guidelines pertain to the avoidance of peat or peat-containing products, and the promotion of paper and paper-based products with a high recycled content; timber and timber products from sustainable sources; plants delivered in reusable, recyclable or biodegradable containers; and wreaths made from natural, compostable materials.

What's next? In FY 2026/27, we will:

1. Install further smart software systems to enable us to better optimise the water consumed by our existing irrigation systems, together with further soil condition monitors.
2. Continue with our 10-year programme of irrigation system replacements.
3. Expand the water-efficiency audit programme across further offices and base sites.
4. Set renewed objectives for 2030.



Applying self-made compost tea *at Suffolk Cemetery (Belgium) (left) has helped to create a beautiful, vibrant border. Compost tea is a nutrient-rich, microbe-filled liquid fertiliser that is made from horticultural waste at our Bedford House compost farm (Belgium) (right).*





2026 marked the opening of the **new Brookwood 1914-1918 Memorial** *(shown above), which has been built to enable the commemoration of 400 further casualties not included in the previous memorial. The design also incorporates space for the inclusion of future names of casualties, adding to the adaptability of the memorial.*

The names of those commemorated will be engraved on stellae comprised of sustainably sourced Portland stone. The stellae include some unfinished quarry faces, enabling the visitor to encounter the stone in its raw state.

Various aspects of the design and construction phase contributed to reducing resource consumption and waste generation. For example, stone leftover from the demolition of the previous memorial was crushed and used to aid drainage around the piled foundations of the new memorial. Also, all parts of the quarried stone were used, with normally wasted off-cuts forming the seating benches positioned within the memorial.

Wildflowers and other pollinator friendly planting have been incorporated into the memorial's landscape to support biodiversity and create a tranquil setting. Over 600 trees have been planted as part of the scheme. As the plants bed in further with time, the memorial will sit within a naturalistic woodland garden.





Turning woody waste into wood chips *at Yokohama War Cemetery (Japan) (left) & making use of these wood chips around the site (centre).*

... & into chairs *in the staff rest area at Jakarta War Cemetery (Indonesia) (right).*





Harvesting more rainwater: *(left to right) recently installed systems at St. Manvieu War Cemetery & Bretteville-sur-Laize Canadian War Cemetery in France; the 5000 litre tank at Digboi War Cemetery (India) has operated smoothly for 2 years, providing a reliable water reserve during dry periods.*



Inspecting the controls *for the recently installed irrigation system at Coriano Ridge War Cemetery (Italy). The 'brain' of the system is a Hunter Hydrawise Controller, which enables the irrigation controller to access weather data, such as historical & predicted evapotranspiration rates (the rate at which soils & plants lose water). This data is then used to adjust the planned irrigation schedule, yielding water savings of 30% to 50%.*











Getting innovative *with home-grown bamboo at Yokohama War Cemetery (Japan): (top left to right) using the bamboo as a substrate for a new pathway, as fencing material x 2, to make a water-harvesting system & a vehicle barrier (left).*



Delivering efficiencies *through propagating plants at Delhi War Cemetery (India) (left) & Yokohama War Cemetery (Japan).*





Extending the lifespan of machinery *in France by training our gardeners to undertake a wider range of repairs to horticultural equipment*



... & **creating a central bank of branded clothing** *at HQ that can be borrowed from as needed - reducing resource consumption & costs.*

REDUCING WASTE GENERATION

Objective: By 2025, our aim was to be engaging with key suppliers and partners to achieve reductions in waste generation at our sites via initiatives that design out wastage and promote repair, re-use and recycling. We aimed to have set and be working towards targets for reducing waste quantities going to landfill. Internal collaboration between regions would be enabling best practice examples of a circular economy approach to be more widely adopted.

Progress to date:

1. We have collated data on waste arisings from across our estate since FY 2022/23, deriving information on how much waste our global estate generates and how this waste is managed.
2. We have improved arrangements for the segregation, re-use and recycling of waste at offices and base sites. There has also been a heightened awareness of the need to consider how waste from structural and horticultural projects and day-to-day activities can be avoided, re-used or recycled. For example, in France, the early-stage plants we need are being cultivated at a nursery in biodegradable pots, as opposed to plastic pots.
3. The proportion of waste that was composted, re-used or recycled continued to rise in FY 2025/26.
4. 4 out of our 5 operational areas report that there is no landfilling of green waste. The remaining operational area, covering Africa and the Indian sub-continent, is continuing with efforts to divert green waste from landfill. 42% of those sites that were reported as landfilling green waste in this region in FY 2022/23 have now diverted this biodegradable waste away from landfill.
5. We have improved our on-site composting capability at numerous sites; for example, we have now introduced the vermi-composting process at a number of locations in India and have built new or renovated existing compost silos at other locations. In the UK, we have successfully trialled a mobile composting unit for use at certain locations where our plots are located within larger cemeteries and churchyards owned by other organisations. These units now form part of routine operations at 6 sites in the UK.

What's next? In FY 2026/27, we will:

1. Continue to improve our on-site composting capability at further sites.
2. Continue to promote examples of internal projects where the reduction, re-use or recycling of waste has represented best practice.
3. Set renewed objectives for 2030.



Generating, harvesting & applying vermicompost *in India at (left to right) Ranchi War Cemetery, Guwahati War Cemetery & Digboi War Cemetery;* **composting** *at Jakarta War Cemetery (Indonesia).*





Crushing waste stone *at Brookwood Military Cemetery (UK) to form usable aggregate for cemetery & memorial projects (left) & using this* **recycled aggregate** *to aid drainage around the piled foundations of the new* **Brookwood 1914-1918 Memorial** *(middle). Originating from the late Stephen Peck's (right) initiative, which won him the 2026 Sustainability Award, this approach reduces waste, avoids unnecessary quarrying & transportation, & keeps the waste stone within our commemorative landscapes. Steven Peck sadly passed away a few months after receiving this award.*



Sustainable heritage conservation in action: *By carefully dismantling this failing brick wall (left) at Ranchi War Cemetery (India), more than 85% of the bricks were able to be reclaimed & re-used in the renovated wall (right). In addition to creating less waste & requiring fewer materials, the reuse of the original bricks also preserved the wall's historic character.*



Donating unwanted furniture *from our Nairobi office (Kenya) to a school serving an informal settlement. This school goes beyond education, providing routine health screening & nutritional support for their students, offering social support to parents that need it & running a community library.*





Reducing plastic waste *by replacing plastic cups with crockery mugs for staff & bamboo cups for visitors, at our Beaurains office in France (left), & by laying our willow wreaths in Belgium (right).*





Promoting re-use: *Glass candle holders are frequently placed on Polish graves to mark All Saints Day. At the Polish Plot in Perth (Wellshill) Cemetery (UK) (left), the local team engaged with the local Polish Scouts Group, who now collect the candle holders for re-use, thereby reducing waste generation.*



Rolling out our innovative mobile composting bins *in the UK, shown here at Greenwich Cemetery. This design, developed by a member of our UK team, is now in use at 6 sites. The finished product from the composting bins is used as a soil conditioner on headstone borders, on the same plots from where the green waste was generated, helping to improve the conditions for plants to thrive.*



Helping to reduce the digital divide *by donating 45 laptops to a charity in Belgium that provides students in financially vulnerable situations with the digital tools they need.*

4. MANAGING OUR SUSTAINABILITY TRANSITION

GOVERNANCE

The success of our sustainability transition depends on the ongoing efforts of many across our organisation, whether they are the ones maintaining the focus on our sustainability agenda, coming up with sustainability-related innovations, delivering the improvements needed in all aspects of our work, or reporting the data required to track our collective progress and identify further areas for improvement.

To help ensure the focus on sustainability is secured across the various geographical areas and work functions, key elements of the Environmental Sustainability Plan are incorporated as objectives within our organisation-wide strategy.

Given the strategic significance of the sustainability agenda for CWGC, significant updates relating to the implementation of the Environmental Sustainability Plan are presented to the Executive Leadership Team, as required.

EMPLOYEE ENGAGEMENT

Our sustainability transition is permeating effectively through the organisation and has progressed to a business-as-usual status.

Management teams across all geographical areas receive regular progress updates. More widespread internal updates on sustainability initiatives taking place are communicated via our intranet. Through this medium, we frequently share examples of how our employees around the world are embracing and delivering against our sustainability agenda. The aim of these intranet articles is to celebrate our achievements and innovations, and to inform and inspire us all to act as agents of change.

COMMUNICATION

We have taken more opportunities to communicate our sustainability agenda and actions to those that visit our sites by deploying sustainability signage. There are two types of signs in use: one type is pre-printed and provides an overview of our main sustainability objectives; the other type shows hand-written messages from local gardening teams, highlighting changes that may be observed on individual sites.







Sustainability signage: *communicating on our sustainability agenda in France at (left to right) Le Trou Aid Post Cemetery, Longuenesse (St. Omer) Souvenir Cemetery & the Arras Memorial*

TRAINING

A range of training courses are being undertaken by our teams to enhance their understanding of sustainability issues and to improve or gain new skills to support the implementation and further development of our sustainability agenda.

Our **Tree Steward Certificate** *supports our vision of establishing* **39,000 trees by 2039.** *The training course materials support those who are designing, planting and providing aftercare to the many trees being planted.*

Training on the use of battery-powered tools in France *(right) supports our progressive transition away from fossil-fuel powered models.*





Our **Certificate in Planting Design** *supports a more holistic approach to tree planting, encouraging the incorporation of design features that will improve climate resilience and enhance biodiversity, for example.*

The **Diploma in Horticulture** *has been introduced in Egypt. The programme covers irrigation management & sustainable water use, exploring irrigation design, maintenance, troubleshooting, system optimisation, & the wider importance of environmental sustainability & responsible water stewardship.*

This photo was taken at Heliopolis War Cemetery (Egypt) during a demonstration of a technique (the catch cup precipitation distribution test) used to assess the uniformity of irrigation water distribution. If the system is properly designed & installed, each cup should have the same volume of water (+/- 10%).



MORE INFORMATION

ENVIRONMENTAL SUSTAINABILITY REPORT
CONTACT DETAILS

Dr Lise Andreassen
Head of Environmental Sustainability







COMMONWEALTH WAR GRAVES COMMISSION
2 MARLOW ROAD
MAIDENHEAD
BERKSHIRE
SL6 7DX
UNITED KINGDOM